

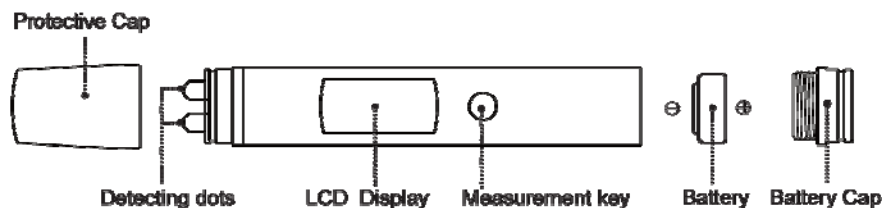
HYDR8 Skin Scanner User Manual

3 Easy Steps to let you know the condition of your skin:

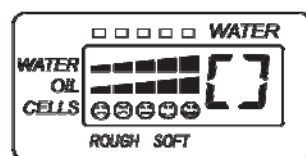
1. Remove cap & turn on by pushing the measurement key
2. Press the metal rods firmly onto your skin/cheek/forehead holding in place until it beeps twice
3. The LCD will display a reading. Refer to the analysis chart.

HYDR8 detects oil, water, and cellular levels to help balance your skin correctly. It gives an actual reading of your skin to reveal what you cannot see with the naked eye. Using state of the art technology, "Bio-Impedance Analysis (BIA)" to measure water, oil, and skin density, you can use the appropriate beauty products, cleaning methods, and diet to help achieve the balance needed for healthy skin. The HYDR8 is compact and portable, perfect for everyday use.

- A) HYDR8 provides an assessment of your skin. Your face has different ratings on the cheek, forehead, and chin. This will guide you to use the proper products and diet to find a balance to your skin.



<Fig.1>



<Fig.2>



<Fig.3>

B) How to operate:

1. Press the measurement key. The LCD display will be lit from left to right, from Fig. 2 to Fig. 3 while EP-HYDR8 performs a self test. Once the self test is complete, the LCD display will flash and EP-HYDR8 will beep once. Place the two detecting dots on the part of your skin you would like to measure for approximately 3 to 4 seconds. After the measurement has been taken, EP-HYDR8 will beep a second time. Your reading is now ready for analysis.
2. EP-HYDR8 will power off automatically if it is idle for longer than 30 seconds.
3. If you would like to take another reading while the unit is still on, simply hold it to your skin. If you would like to take a reading after EP-HYDR8 has turned off, please refer to step 1.

C) Analysis chart:






1. WATER

Column	1	2	3	4	5
Percentage of water	<= 31%	32~36%	37~41%	42~46%	>= 47%
Skin Type	VeryDry Skin	Dry Skin	Normal Skin	Moisture Skin	Very moisture Skin

2. OIL

Column	1	2	3	4	5
Skin Type	Very Dry Skin	Dry Skin	Normal Skin	Oil Skin	Very Oil Skin

3. CELLS:

Column					
Skin Type	Rough	Rougher than average	Average	Softer than average	Good

D) How to analyze your readings:

1. WATER means the moisture/water level of the skin. The more moisture present in your skin, the higher the percentage or bars shown.
2. OIL means the oil level of your skin. The more oil present in your skin, the more bars shown.
3. CELLS shows the dead skin cells ratio. EP-HYDR8 will indicate if your skin is rough or soft.

E) Why I need HYDR8?

1. HYDR8 can measure your skin profile score to evaluate the effectiveness of your skin care program against different working environments, seasonal changes, humidity, and even an air-conditioned room. These are factors that can affect your skin in different ways.
2. To assess the real performance of skin care products. HYDR8 is a handy measurement tool for cosmetic professionals.
3. To compare the different skin care products and to know which is the most suitable for you. This could let you choose the right skin care products and save you more time and money.
4. After a spa treatment, you can now know the result of your skins improvement. HYDR8 is a useful tool for both the skin consultant and for the user.
5. HYDR8 is a good reference for those who want better skin.

F) To know your skin:

Skin type, diet, health condition, lifestyle, seasonal changes, and environment will affect your skin. A quantifiable skin analysis can enhance the effect of your skins health, by assisting you to better know your skin type. Here, the valuable information is provided with our portable skin scanner.

If we classify the skin types with Water, Oil, and Dead Skin Cells content there are three types of skin: Dry, Oily, and Combination skin.

How to Care: Ask your skin care provider for assistance on the right skin program for your skin.

DRY SKIN:

The symptoms most associated with dry skin include: scaling, itching, and cracks in the skin. This can feel tight and itchy after washing. Sometimes it can be flaky with little patches of dandruff. The skin loses moisture and may crack and peel, or become irritated and inflamed. Bathing too frequently, especially with harsh soaps, may contribute to dry skin. Eczema may cause dry skin too.

Increasing your skins body moisture:

- Use bath oils and moisturizers daily. Apply just after a bath or shower, when your skin is still damp.
- Avoid products with alcohol.
- Use a humidifier if the air is dry.
- Drink plenty of water throughout the day.
- Have a balanced diet and exercise.

OILY SKIN:

Oily skin occurs when the sebaceous oil secreting glands overproduce more oil than is needed for proper lubrication of the body's skin. This excess oil can clog pores and also cause skin blemishes. Oily skin is probably mainly a factor of heredity, but it is known to be affected by factors such as diet, hormone levels, and lifestyle. Humidity and hot weather can also stimulate the sebaceous glands into producing more oil than normal. Because human skin tends to become dryer with age, and because of the hormonal changes of adolescents, oily skin is common in teenagers, but it can occur at any age. Oily skin is prone to "breakouts" well past adolescence and has a chronically shiny appearance, an oily or greasy feeling, as well as enlarged pores.

Maintaining oily skin:

- Wash area with soap (i.e. facial soap for the face)
- Blot oily areas occasionally with clean oil blotting sheets
- Avoid eating greasy and fatty foods. Maintain a healthy diet.

COMBINATION SKIN:

Many people have skin that is oily only in certain areas and dry or normal in others, a condition known as "combination" skin. Normally, T-zone (the cheeks, forehead, and chin) and the upper back tend to be oilier than other areas of the body.

G) Warning:

1. **Only use battery: LR-44**
2. **Do not put battery in opposite directions; this may cause damage to HYDR8.**
3. **Do not use HYDR8 to measure the parts of open cuts, wound or bleeding.**
4. **Do not use HYDR8 if the person has allergy for metal.**
5. **Keep the metal dots clean and dry. Clean with a moist cloth and clean water.**
(Do not use alcohol or other liquid to clean HYDR8)

H) Warranty:

HYDR8 skin analyzer is guaranteed for a period of 30 days from the date of purchase against mechanical and electrical manufacturing defects. There are no user serviceable parts inside this unit. Any attempted repair by unauthorized persons voids the warranty. Terms and Conditions are found in detail on www.facehydr8.com.

I) Specification:

Model number	EP-HYDR8
Display	LCD
Measurement method	Bio-Impedance Analysis (BIA)
Dimensions	3.1"L x 0.5"W
Measurement range	Water from 25% to 55%
Operating Temperature	+50°F ~ +104°F
Battery	LR-44 X 1pcs
Battery life	Approx. 1,000 measurements

J) All information contained herein is for educational purposes only and is not a substitute for medical attention. Information provided is not intended to diagnosis, cure, treat or prevent any diseases or conditions. See your physician or healthcare professional for medical advice and/or treatment.

*These statements have not been evaluated by the Food and Drug Administration; they are provided to you as a resource only.

K) Contact: info@facehydr8.com or go to www.facehydr8.com